



Sightview™

# EHI EXPORT DATA DICTIONARY

MY VISION EXPRESS VERSION 22.0

Holly Black

April 9, 2026

# Table of Contents

Product Information.....	3
Revision History.....	3
Notice.....	3
Introduction.....	4
Guide to your Electronic Health Information.....	5
Administration Folder.....	6
EHI Export Data Specifications.....	7
Advanced Directives.....	7
Care Team Members.....	7
Facility.....	7
Health Insurance.....	7
Organization.....	8
Patient Data.....	8
Patient Previous Details.....	9
Patient Relationships.....	9
Prior Authorizations.....	10
Referrals.....	10
Work Information.....	11
Clinical Folder.....	11
EHI Export Data Specifications.....	12
Allergies.....	12
Family Health History.....	12
Functional Assessment.....	14
Goals.....	14
Health Concerns.....	15
Immunizations.....	15
Implantable Device.....	16
Medications.....	16
Nutrition Diet.....	17
Problems.....	17
Procedures.....	17
Smoking Status.....	18
Substance Use.....	18
Vitals.....	18
Clinical Notes.....	19
EHI Export Data Specifications.....	19
Progress Notes.....	19
Provider Notes.....	19

Communications.....	20
EHI Export Data Specifications.....	20
Patient to Provider Messages.....	20
Provider to Patient Messages.....	20
Provider to Provider Messages.....	21
Diagnostic Imaging.....	21
EHI export data specifications.....	22
Ascan.....	22
Bscan.....	23
Cell Count.....	23
Custom Test.....	23
External Anterior.....	24
Fundus .....	24
GDx .....	25
HRT .....	25
ICG .....	26
IOL-Master.....	26
IVFA .....	26
Laboratories .....	27
OCT .....	27
OCT-RNFL .....	28
Other .....	28
Pachy .....	29
Topography .....	29
VF .....	29
VF-GL .....	30
Encounters.....	30
EHI export data specifications.....	31
Encounter: .....	31
Assessment & Plan.....	31
Patient Education.....	31
Observations and Orders.....	32
Follow Up Orders.....	32
Imaging Orders.....	32
Lab Order.....	33
Lab Order Test and Results.....	33
Radiology.....	33
Radiology Order.....	34
SPECIMEN.....	35
Ophthalmic Data.....	35
EHI export data specifications.....	36
AR.....	36
BAT.....	36
Chart_CVF.....	37
Chart_Dilation.....	37
Chart_EOM.....	38
Chart_IOP.....	38

COLOR_VISION_TEST.....	38
Contact_Lens.....	39
CYCLOPLEGIC_RETINO.....	41
CYCLOPLEGIC_AR.....	42
Exam_External.....	42
Glasses_Prescription.....	43
PAM.....	44
Refraction.....	45
RETINOSCOPY.....	46
STEREOPSIS.....	47
VISION_Distance_Near_Acuity.....	47

# EHI Export Data Dictionary

## Product Information

Developer Name	Sightview Software, LLC
Product Name	My Vision Express
Version Number(s)	22.0
Certified Health IT	ONC Certification Criteria for Health IT
Product List CHPL ID	15.02.04.3202.A057.22.03.1.241028
Developer Real World Testing Page URL	<a href="#">ONCCertification   Sightview</a>

## Revision History

The Revision History table below provides a record of all revisions made to this document throughout its life cycle. Updates are tracked by date the revisions were made, the version number, a brief description of the changes made and reason, as well as the name of the reviser and the approver.

Effective Date	Version #	Change Description/Reason	Created/Revised By	Reviewed By	Approved By
4/09/2026	2.0	Sightview Revision	Holly Black	Holly Black	Holly Black
12/07/2023	1.1	Format Revision	Lora Woltz	Lora Woltz	Lora Woltz

## Notice

**A Note Regarding EHI Extractions:** Please note that those who use Health IT Module(s) certified to the “EHI export” criterion remain responsible for safeguarding the security and privacy of individuals’ electronic health information (EHI) consistent with applicable laws and regulations related to health information privacy and security, including the Health Information Technology for Economic and Clinical Health (HITECH) Act, Health Insurance Portability and Accountability Act (HIPAA) Privacy and Security Rules, 42 CFR part 2, and state laws. The existence of a technical capability to make EHI more accessible and usable by Health IT Module users does not alter or change any of their data protection responsibilities under applicable laws and regulations.

Furthermore, use of the software programs described herein, and this documentation, is subject to applicable license agreements and non-disclosure agreements. The document is the property of Sightview EHR Holdings, LLC. Sightview reserves the right to update, change, improve, or modify the document without prior notice.

EHI Extraction Disclaimer, Indemnification, and Waiver. Pursuant to the Client's extraction request, Sightview will prepare and deliver Electronic Health Information Extract ("EHI Extract"). Sightview shall make every effort to preserve the security and confidentiality of all PHI and PII of the Client's files. Sightview shall transmit the Client's information over the internet. By utilizing the EHI Extract Tool, absent a compromise of our computer systems, if any confidentiality and / or security breach occurs because of data transmission over the internet pursuant to Client's request, and / or otherwise occur as a result of Client's handling either by their assigned new data vendor and / or by Client's designated repository, principals, agents, employees, staff, and / or assigns, Client agrees that this will not constitute a breach of any obligation of security and confidentiality by Sightview as delineated in the Business Associates Agreement ("BAA") by and between Client and Sightview.

Furthermore, Client will indemnify, defend, and hold Sightview and its affiliates, directors, officers, employees, agents, licensors, successors and assigns harmless from and against any and all third-party claims and losses resulting from or attributable to Client's EHI Extraction, including Client's misuse or other use of the data outside the scope of granted under the original Agreement and or BAA, including but not limited to: (a) Client's gross negligence or willful misconduct in performing any of its obligations under the original Agreement and / or BAA, or (b) a material breach by the Client of any of its representations, warranties, covenants or agreements under the original Agreement and / or BAA. Furthermore, an election to seek indemnification for a Claim arising from an alleged breach of the original Agreement and / or BAA will not preclude such Sightview from any other rights or remedies it may have at law or in equity for such alleged breach.

Notwithstanding anything herein to the contrary, Client's indemnification obligations hereunder shall not apply to claims resulting from Sightview's failure to comply with the terms of the BAA entered into between the parties.

## Introduction

This document describes how to extract and read patient(s) information included in the exported Electronic Health Information (EHI) .zip file generated using Sightview EHR Holdings, LLC certified product.

The following conventions are used in this document.

<name>	The text between the < > brackets is a place holder for the actual contents.
.zip	A compressed file that uses less disk space and must be extracted to view the contents within.
.csv	Files with this extension use comma-separated values and are easily viewed in Excel or similar spreadsheet applications.

EHR specific workflow guides for EHI export can be found  
via: [ONC Certification | Sightview](#)

## Guide to your Electronic Health Information

The EHI exported data provided depends on the data maintained and stored within the application. Data output and results are subject to the data that is stored at the time of the export and may vary according to search parameters selected by the internal user. A list of the possible data included in the exported file is described within this document. The data is provided in a compressed .zip file that must be extracted to view the contents. The name of the .zip file identifies if the contents are discrete data or unstructured data.

<u>Extraction Type</u>	<u>.zip file name</u>
Discrete data fields	ehi_structured_file
Documents and Images	ehi_unstructured_file

### Extract the .zip file data

Most current computer and phone operating systems (OS) can natively process compressed (.zip) files. If your OS does not have the extraction functionality, you can download an application such as WinZip to perform the operation.

#### Windows

1. On your PC, go to the location containing the .zip file.
2. Right-click on the .zip file and then click Extract All.

### File Structure and Format

The defaulted folder where you extracted the .zip file data contains multiple subfolders. The export job folder contains a categorization of subfolders that contain the data .csv files. Every export request will be assigned a unique Job ID in consecutive numerical order. The Job ID will be the folder name.

\*Every export request will be assigned a unique Job ID in consecutive numerical order. The Job ID will be the folder name.



<ehi\_structured\_file.zip > < data> <EHR\_name> <practice\_site\_identifier> <job\_ID>  
Structured Data is grouped into folders named:

Name	Type
Administration	File folder
Clinical	File folder
Clinical-Notes	File folder
Communications	File folder
Diagnostic_Imaging	File folder
Encounter	File folder
Observations_and_Orders	File folder
Ophthalmic_Data	File folder

## Administration Folder

It gives the details of the organization/Location or facility/patient demographics:

Advanced_Directive	Microsoft Excel Comma Separated Values File
Care_Team_Members	Microsoft Excel Comma Separated Values File
Facility	Microsoft Excel Comma Separated Values File
Insurance_Data	Microsoft Excel Comma Separated Values File
Organization	Microsoft Excel Comma Separated Values File
patient_data	Microsoft Excel Comma Separated Values File
patient_previous_details	Microsoft Excel Comma Separated Values File
Patient_Relation	Microsoft Excel Comma Separated Values File
Prior_Authorizations	Microsoft Excel Comma Separated Values File
Referrals	Microsoft Excel Comma Separated Values File
Work_Information	Microsoft Excel Comma Separated Values File

Folder Name Category	Description
Advanced_Directive	Advanced Directive, or Living Will Details
Care_Team_Members	Care Team Member Details
Facility	Practice Facility Information
Insurance_Data	Patient Insurance Information
Organization	Organization Details
Patient_data	Patient Demographics
patient_previous_details	Patient previous name and address
Patient_Relation	Authorized Patient Relationship Information
Prior_Authorization	Prior Authorization Information
Referrals	Referral by provider details
Work_Information	Patient work information

# EHI Export Data Specifications:

## ADVANCED DIRECTIVES

<b>Description</b>	Advanced_Directive
<b>File name</b>	Advanced_Directive.csv
<b>Column name</b>	<b>Comments</b>
PATIENT_ID	This field contains the patient's unique ID
ado_option	Type of Advanced Directive – living will, power of attorney, etc.
Desc_ado_other_txt	Additional description of the Advanced Directive

## Care Team Members

<b>Description</b>	Care_Team_Members
<b>File name</b>	Care_Team_Members.csv
<b>Column name</b>	<b>Comments</b>
PATIENT_ID	This field contains the patient's unique ID
DATE_OF_SERVICE	Beginning date
CARE_TEAM	Name of Care Team Member
USER_TYPE	Description of Care Team Member i.e., consultant

## Facility

<b>Description</b>	Facility
<b>File name</b>	Facility.csv
<b>Column name</b>	<b>Comments</b>
PATIENT_ID	This field contains the patient's unique ID
name	Name of the Practice
street	Practice Street address
postal_code	Practice ZIP code
city	Practice City address
state	Practice State address
country_code	Country of Practice
phone	Phone number

## Health Insurance

<b>Description</b>	Patient Health Insurance
<b>File name</b>	Insurance_Data.csv
<b>Column name</b>	<b>Comments</b>
case_name	Type of insurance i.e. Medical
type	Primary or Secondary
fname	Policy holder first name

lname	Policy holder last name
policy_number	Insurance Policy number
group_number	Insurance Group number
plan_name	Insurance Plan name
effective_date	Effective date
expiration_date	Expiration date

## Organization

<b>Description</b>	Organization
<b>File name</b>	Organization.csv
<b>Column name</b>	<b>Comments</b>
PATIENT_ID	This field contains the patient's unique ID
name	Name of the Company
street	Company Street address
postal_code	Company ZIP code
city	Company City address
state	Company State address
Country_code	Organization country
phone	Phone number

## PATIENT DATA

<b>Description</b>	Patient Demographics
<b>File name</b>	patient_data.csv
<b>Column name</b>	<b>Comments</b>
PATIENT_ID	This field contains the patient's unique ID
patientStatus	The patient's status like active or inactive
TITLE	The patient's Title
fname	The patient's first name
mname	The patient's middle name
lname	The patient's last name
suffix	The patient's suffix part of name like Jr, Sr, Dr etc.
sex	The patient's birth sex
dob	The patient's date of birth
ss	The patient's SSN number
STATUS	The patient's marital status
street	The street1 of patient's home address
street2	The street2 of patient's home address (PO Box, APT #, etc.)
postal_code	The zip code of patient's home address
city	The city of patient's home address

state	The state of patient's home address
country_code	The country of patient's home address
phone_home	The patient's home phone number
phone_biz	The patient's work-place phone number
phone_cell	The patient's mobile number
preferred_contact	Patient's preferred contact type
email	The patient's email address
race	The patient's primary race
otherRace	The patient's secondary race
LANGUAGE	The patient's language
ethnicity	The patient's ethnicity
otherEthnicity	The patient's secondary ethnicity
dod_patient	Patient's date of death

#### PATIENT PREVIOUS DETAILS

<b>Description</b>	Patient Previous Demographics
<b>File name</b>	patient_previous_details.csv
<b>Column name</b>	<b>Comments</b>
PATIENT_ID	This field contains the patient's unique ID
fname	The patient's first name
mname	The patient's middle name
lname	The patient's last name
from_date_name	Beginning date for previous name use
to_date_name	Ending date for previous name use
street1	The street1 of patient's previous home address
street2	The street2 of patient's previous home address (PO Box, APT #, etc.)
postal_code	The zip code of patient's previous home address
city	The city of patient's previous home address
state	The state of patient's previous home address
county	The county of patient's previous home address
from_date_add	The patient's home phone number
to_date_add	Beginning date for previous address
phone_cell	Ending date for previous address

#### Patient Relationships

<b>Description</b>	Authorized Patient Representative
<b>File name</b>	patient_relation.csv
<b>Column name</b>	<b>Comments</b>

PATIENT_ID	This field contains the patient's unique ID
patient_relation	The authorized representative's relationship with patient
name_of_other_relation	Second patient relation
fname	The patient's first name
mname	The patient's middle name
lname	The patient's last name
street1	The street1 of patient's home address
street2	The street2 of patient's home address (PO Box, APT #, etc.)
zip_code	The zip code of patient's home address
city	The city of patient's home address
state	The state of patient's home address
home_phone	The patient's home phone number
work_phone	The patient's work-place phone number
mobile_phone	The patient's mobile phone number
Email_id	The patient's email ID
hippa_release_status	The patient's HIPPA compliance release status

### Prior Authorizations

<b>Description</b>	Prior Authorizations
<b>File name</b>	Prior_Authorizations.csv
<b>Column name</b>	<b>Comments</b>
patient_id	This field contains the patient's unique ID
auth_required	Yes/No
auth_name	Name of the Insurance
AuthAmount	Amount Authorized by the Insurance
auth_cpt_code	CPT Code of Authorization
auth_date	The date when Authorization given
auth_comment	Comments added for Authorization
auth_prov	Physician/Provider

### Referrals

<b>Description</b>	Referrals
<b>File name</b>	Referrals.csv
<b>Column name</b>	<b>Comments</b>
patient_id	This field contains the patient's unique ID
referral_required	Yes/No
refferral_no	Referral Number for reference
reff_by	Name of the referring provider















note	The detailed description to the notes for the referral by provider
reff_date	The date the referral is created
effective_date	The date referral is applicable
end_date	The date referral ends

## Work Information

<b>Description</b>	Patient Work Place Information
<b>File name</b>	Work_Information.csv
<b>Column name</b>	<b>Comments</b>
patient_id	This field contains the patient's unique ID
occupation	The patient's occupation details
name	The patient's employer name
street	The street 1 of patient's employer address
street2	The street 2 of patient's employer address (PO Box, APT #, etc.)
postal_code	The zip code of patient's employer address
city	The city of patient's employer address
state	The state of patient's employer address
country	The country of patient's employer address

## Clinical Folder:

It gives the details of the clinical health and conditions of the patient.

 Allergies	Microsoft Excel Comma Separated Values File
 Family_Health_History	Microsoft Excel Comma Separated Values File
 Functional_Assesment	Microsoft Excel Comma Separated Values File
 Goals	Microsoft Excel Comma Separated Values File
 Health_Concern_Observation	Microsoft Excel Comma Separated Values File
 Immunizations	Microsoft Excel Comma Separated Values File
 Implantable_Device	Microsoft Excel Comma Separated Values File
 Medications	Microsoft Excel Comma Separated Values File
 Nutrition_Diet_Physical_activity	Microsoft Excel Comma Separated Values File
 Problems	Microsoft Excel Comma Separated Values File
 Procedures	Microsoft Excel Comma Separated Values File
 Smoking_Status	Microsoft Excel Comma Separated Values File
 Substance_Use	Microsoft Excel Comma Separated Values File
 Vitals	Microsoft Excel Comma Separated Values File

Folder Name Category	Description
----------------------	-------------

Allergies	Patient allergies to medicine, ingredients, and/or allergens
Family Health History	Family health history
Functional_Assessment	Assessment based on patient condition
Goals	Patient Goals
Health_Concern_Observation	Health Problems
Immunizations	Vaccines administered
Implantable_Device	Unique Device Identification (UDI) ID to capture the data through device.
Medications	Patient active, inactive, or stopped medications
Nutrition_Diet_Physical_activity	Food intake plan
Problems	Problems/complaints
Procedures	Operations/injections/laser treatments
Smoking_Status	Patient current smoking status information
Substance_Use	Documentation of substance use
Vital	Patient height/weight/BMI

## EHI export data specifications:

### Allergies:

<b>Description</b>	Allergies
<b>File name</b>	Allergies.CSV
<b>Column name</b>	<b>Comments</b>
PATIENT_ID	This field contains the patient's unique ID
ALLERGY_NAME	This field contains the Allergy Name
ALLERGY_TYPE	This field contains the Allergy Type
ALLERGY_SEVERITY	This field contains the Allergy Severity
ALLERGY_STATUS	This field contains the Allergy Status
DRUG_CLASS	This field contains the Allergy Drug Class
RX_NORM_CODE	This field contains the RX Norm Code if Allergy type is drug
ALLERGY_BEGIN_DATE	This field contains the Allergy's begin date
ALLERGY_COMMENTS	This field contains the Comments related to Allergy
NO_KNOWN_ALLERGIES	This field contains Yes if No Known Allergy

### Family Health History:

<b>Description</b>	Family_Health_History
<b>File name</b>	Family_Health_History.CSV
<b>Column name</b>	<b>Comments</b>
PATIENT_ID	This field contains the patient's unique ID

DATE	Date on which the record entered for the family history
HIGH_BLOOD_PRESSURE	Contains Yes/No if patient's family member having High BP history
HIGH_BP_RELATION	Relation of family member
HIGH_BP_COMMENTS	Comment related to family member High BP history
HEART_PROBLEM	Contains Yes/No if patient's family member having Heart Problem history
HEART_PROBLEM_RELATION	Relation of family member
HEART_PROBLEM_COMMENTS	Comment related to family member Heart Problem history
DIABETES	Contains Yes/No if patient's family member having Diabetes history
DIABETES_TYPE	Diabetes type
DIABETES_RELATION	Relation of family member
DIABETES_COMMENTS	Comment related to family member Diabetes history
LUNG_PROBLEMS	Contains Yes/No if patient's family member having Lung Problem history
LUNG_PROBLEMS_RELATION	Relation of family member
LUNG_PROBLEMS_COMMENTS	Comment related to family member Lung Problem history
STROKE	Contains Yes/No if patient's family member having Stroke history
STROKE_RELATION	Relations of family member
STROKE_COMMENTS	Comment related to family member Stroke history
THYROID_PROBLEMS	Contains Yes/No if patient's family member having Thyroid Problem history
THYROID_PROBLEMS_RELATION	Relations of family member
THYROID_PROBLEMS_COMMENTS	Comment related to family member Thyroid Problem history
ARTHRITIS	Contains Yes/No if patient's family member having Arthritis history
ARTHRITIS_RELATION	Relation of family member
ARTHRITIS_COMMENTS	Comment related to family member Arthritis history
ARTHRITIS_RA	Sub Arthritis RA Yes/No
ARTHRITIS_OA	Sub Arthritis OA Yes/No
ULCERS	Contains Yes/No if patient's family member having Ulcers history
ULCERS_RELATION	Relation of family member
ULCERS_COMMENTS	Comment related to family member Ulcers history

LDL	Contains Yes/No if patient's family member having LDL history
LDL_RELATION	Relation of family member
LDL_COMMENTS	Comment related to family member LDL history
CANCER	Contains Yes/No if patient's family member having Cancer history
CANCER_RELATION	Relation of family member
CANCER_COMMENTS	Comment related to family member Cancer history
OTHER	Contains Yes/No if patient's family member having Other history
OTHER_RELATION	Relation of family member
OTHER_COMMENTS	Comment related to family member other history
NO_KNOWN_FAMILY_MEDICAL_CONDITION	Contains Yes if no known medical history condition

Functional Assessment:

<b>Description</b>	Functional_Assesment
<b>File name</b>	Functional_Assesment.CSV
<b>Column name</b>	<b>Comments</b>
PATIENT_ID	This field contains patient's PM system ID. It is numeric. The SQL table field name must be "PATIENT_ID".
DATE	Date of the functional status
FALL_RISK_ASSESSMENTS	Yes, if fall risk assessments for the patient
ASSESSMENTS_TYPE	Description of the fall risk assessment type

Goals:

<b>Description</b>	Goals
<b>File name</b>	Goals.CSV
<b>Column name</b>	<b>Comments</b>
PATIENT_ID	This field contains the patient's unique ID
GOAL	Description of the Goal
CODE (LOINC)	Code (LOINC) for the goal of patient
TYPE	Description Type of the goal
VALUE	Description Value of the goal captured
UNIT	Unit
OPERATOR	Operator ID who entered the record
DATE	Date on which the goal captured

## Health Concerns:

<b>Description</b>	Health_Concern_Observation		
<b>File name</b>	Health_Concern_Observation.CSV		
<b>Column name</b>	<b>Comments</b>		
PATIENT_ID	This field contains the patient's unique ID		
observation	Description of the Observation related to health concern		
snomed_code	SnoMed Code for the health concern		
hcob_status	Observation status of the health concern		
date	Date on which the health concern captured		
refusal	Yes, if Refusal is entered for the health concern		
refusal_reason	Description of the refusal reason		Description of
refusal_snomed	SnoMed Code for the Refusal		SnoMed Code
concern	Observation related Concern description		Observation re
status	Status of the related concern		Status of the re
date	Date of concern		Date of concer
related_observation	Description of the Related observation		
code	Code of the related observation		
date	Date of the related observation		

## Immunization:

<b>Description</b>	Immunizations		
<b>File name</b>	Immunizations.CSV		
<b>Column name</b>	<b>Comments</b>		
PATIENT_ID	This field contains the patient's unique ID		
IMMUNIZATION_NAME	This field contains the immunization name		
IMMUNIZATION_CODE	This field contains the immunization code		
ADMINISTRATION_DATE	This field contains the administration date		
ADMINISTRATION_BY	field contains the physician name administering the immunization		
STATUS	This field contains the status of the immunization such as "declined"		
IMMUNIZATION_ROUTE	This field contains the immunization route		
MANUFACTURER	This field contains the manufacturer name of the immunization		
REFUSAL_REASON	This field contains reason if the immunization is refused		
NOTE	This field contains any note related to immunization		
NO_IMMUNIZATIONS	This field contains Yes if there are no immunizations		

### Implantable Device:

Description	Implantable_Device
File name	Implantable_Device.CSV
Column name	Comments
PATIENT_ID	This field contains the patient's unique ID
UDI_NUMBER	This field contains the UDI number for Device
IMPLANT_DATE	This field contains the device implant date
IMPLANT_STATUS	This field contains the device implant status
ASSIGNING_AUTHORITY	This field contains the assigning authority for device
IMPLANT_SNOMED_CODE	SnoMed code for the implantable device
PHYSICIAN	Name of the physician
IMPLANT_COMMENT	Comment related to implantable deices
NO_SURGERIES	This field contains the Yes if no surgeries performed

### Medications:

Description	Medications
File name	Medications.CSV
Column name	Comments
PATIENT_ID	This field contains the patient's unique ID
MEDICATION_NAME	This field contains the medication name
MEDICATION_TYPE	This field contains the medication type (Ocular OR Systemic)
DOSAGE	This field contains the medication dosage
SIG	This field contains the medication sig or instructions
MEDICATION_SITE	This field contains the medication site
COMPLAINT	This field contains the medication Complaint (Yes/No)
MEDICATION_BEGIN_DATE	This field contains the medication date
MEDICATION_STATUS	This field contains the medication status
RX_NORM_CODE	This field contains the medication RX NORM CODE
REFUSAL	This field contains the medication refusal (Yes/No)
REFUSAL_REASON	Description of the medication refusal reason
REFUSAL_SNOMED_CODE	SNOMED code for the refusal reason
NO_MEDICATIONS	This field contains Yes if No Medications

## Nutrition Diet:

<b>Description</b>	Nutrition_Diet_Physical_activity
<b>File name</b>	Nutrition_Diet_Physical_activity.CSV
<b>Column name</b>	<b>Comments</b>
PATIENT_ID	This field contains the patient's unique ID
DATE	Date on which the record was captured
NUTRITION_COUNSELING	Nutrition counseling for the patient
NUTRITION_COUNSELING_DATE	Nutrition counseling date
PHYSICAL_ACTIVITY_COUNSELING	Physical activity counseling
PHYSICAL_ACTIVITY_DATE	Physical activity date

## Problems:

<b>Description</b>	Problems
<b>File name</b>	Problems.CSV
<b>Column name</b>	<b>Comments</b>
PATIENT_ID	This field contains the patient's unique ID
PROBLEM_NAME	Description of the patient's Problem OR Name of the problem
ICD10_CODE	Icd10 code for the patient's problem
onset_date	Onset date for the problem
OnsetTime	Onset time for the problem
prob_type	Problem type
STATUS	Status of the captured problem
SNOMED_CODE	SnoMed code for the patient's problem1

## Procedures:

<b>Description</b>	Procedures
<b>File name</b>	Procedures.CSV
<b>Column name</b>	<b>Comments</b>
PATIENT_ID	This field contains the patient's unique ID
PROCEDURE_NAME	This field contains the procedure name
PROCEDURE_BEGIN_DATE	This field contains the procedure date
PROCEDURE_STATUS	This field contains the procedure status
PROCEDURE_SITE	This field contains the procedure site
PROCEDURE_SNOMED_CODE	This field contains the procedure SNOMED CODE
PROCEDURE_TYPE	This field contains the procedure TYPE
PHYSICIAN	This field contains the procedure physician name
PROCEDURE_COMMENTS	This field contains the procedure comments
_NO_SURGERIES	This field contains the Yes if no procedure performed

## Smoking Status:

<b>Description</b>	Smoking_Status
<b>File name</b>	Smoking_Status.CSV
<b>Column name</b>	<b>Comments</b>
PATIENT_ID	This field contains the patient's unique ID
SMOKING_STATUS	Smoking status e.g. nonsmoker
SMOKING_SNOMED_CODE	SnoMed code for the smoking status
SOURCE_OF_SMOKE	Source of smoking status e.g. cigarettes
START_DATE	Start date for the smoking
END_DATE	End date for the smoking
FREQUENCY	Frequency on which the patient smoke
FOR	How long the patient has smoked Numeric value
PERIOD	How long the patient has smoked (days/months/Years)
CESSATION_COUNSELING	Cessation counseling done for the patient
COUNSELING_DATE	Cessation Counseling date
CESSATION_COUNSELING_DESC	Cessation counseling desc

## Substance use:

<b>Description</b>	Substance_Use
<b>File name</b>	Substance_Use.CSV
<b>Column name</b>	<b>Comments</b>
PATIENT_ID	This field contains the patient's unique ID
DATE	Date on which the record captured
SOURCE_OF_ALCOHOL	Source of alcohol
ALCOHOL_CONSUMPTION	Alcohol consumption frequency
ALCOHOL_TIME	Alcohol consumption time
USE_DRUGS	Yes, if Drugs substance is used by the patient
LIST_OF_DRUGS	List of drugs substances
MORE_INFORMATION	More information if substance is used by the patient

## Vitals:

<b>Description</b>	Vitals
<b>File name</b>	Vitals.CSV
<b>Column name</b>	<b>Comments</b>
PATIENT_ID	This field contains the patient's unique ID
EXAM_DATE	Date on which the vital sign record captured
Systolic	Systolic Pressure recorded for the patient

Diastolic	Diastolic Pressure recorded for the patient
Pulse	Pulse recorded for the patient
Respiration	Resp Rate recorded for the patient
O2Sat	Oxygen saturation for the patient
Temperature	Temp of the patient
Height	Height of the patient
Weight	Weight of the patient
BMI	Body Mass Index of the patient
PAIN	Pain reported by the patient
INHALE_O2	Inhaled oxygen level for the patient
BMIP	Body Mass Index Percentile
WLP	Weight For Length Percentile
HCP	Head Occipital-Frontal Circumference Percentile

## Clinical Notes:

It gives the details of the Progress and Providers Notes

Folder Name Category	Description
Progress Notes	Physician comments related to the progress of the patient conditions or treatment.
Provider Notes	Additional physician notes or comments

## EHI export data specifications:

### Progress Notes:




<b>Description</b>	Progress Notes
<b>File name</b>	Progress_Notes.csv
<b>Column name</b>	<b>Comments</b>
PATIENT_ID	This field contains the patient's unique ID
date_of_service	Date on which the progress note is entered
physician	Name of Physician entering the progress note
notes	Note text

### Provider Notes:

<b>Description</b>	Provider Notes
<b>File name</b>	Provider_Notes.csv
<b>Column name</b>	<b>Comments</b>
PATIENT_ID	This field contains the patient's unique ID
date_of_service	Date on which the progress note is entered
physician	Name of Physician entering the progress note
notes	Note text

## Communications:

It gives the details of Patient to Provider, Provider to Patient and Provider to Provider Messaging

Name	Type
 Patient_to_Provider_Messages	Microsoft Excel Comma Separated Values File
 Provider_to_Patient_Messages	Microsoft Excel Comma Separated Values File
 Provider_to_Provider_Messages	Microsoft Excel Comma Separated Values File

Folder Name Category	Description
Patient_to_Provider_Messages	Patient to Provider message details
Provider_to_Patient_Messages	Provider to Patient message details
Provider_to_Provider_Messages	Provider to Provider message details

## EHI export data specifications:

### Patient to Provider Messages:

<b>Description</b>	Patient to Provider Messages
<b>File name</b>	Patient_to_Provider_Messages.csv
<b>Column name</b>	<b>Comments</b>
PATIENT_ID	This field contains the patient's unique ID
fname	Patient First Name
lname	Patient Last Name
msg_subject	Subject line of message
msg_data	Text body of message
Physician	Physician Name
msg_date_time	Message date and time created

### Provider to Patient Messages:




<b>Description</b>	Provider to Patient Messages
<b>File name</b>	Provider_to_Patient_Messages.csv
<b>Column name</b>	<b>Comments</b>
PATIENT_ID	This field contains the patient's unique ID
fname	Patient First Name
lname	Patient Last Name
msg_subject	Subject line of message
msg_data	Text body of message
physician	Physician Name
msg_date_time	Message Date and Time

## Provider to Provider Messages:

<b>Description</b>	Provider to Patient Messages
<b>File name</b>	Provider_to_Patient_Messages.csv
<b>Column name</b>	<b>Comments</b>
PATIENT_ID	This field contains the patient's unique ID
fname	Patient First Name
lname	Patient Last Name
from_email	Sending email address
to_email	Receiving email address
subject	Subject of Message
local_datetime	Message Date and Time
MID	Message ID number

## Diagnostic Imaging:

Describes the File Pathways for Diagnostic Imaging Orders

Name	Type
 Ascan	Microsoft Excel Comma Separated Values File
 Bscan	Microsoft Excel Comma Separated Values File
 Cell_Count	Microsoft Excel Comma Separated Values File
 Custom_Test	Microsoft Excel Comma Separated Values File
 External_Anterior	Microsoft Excel Comma Separated Values File
 Fundus	Microsoft Excel Comma Separated Values File
 GDx	Microsoft Excel Comma Separated Values File
 HRT	Microsoft Excel Comma Separated Values File
 ICG	Microsoft Excel Comma Separated Values File
 IOL_Master	Microsoft Excel Comma Separated Values File
 IVFA	Microsoft Excel Comma Separated Values File
 Laboratories	Microsoft Excel Comma Separated Values File
 OCT	Microsoft Excel Comma Separated Values File
 OCT-RNFL	Microsoft Excel Comma Separated Values File
 Other	Microsoft Excel Comma Separated Values File
 Pachy	Microsoft Excel Comma Separated Values File
 Template_Tests	Microsoft Excel Comma Separated Values File
 Topography	Microsoft Excel Comma Separated Values File
 VF	Microsoft Excel Comma Separated Values File
 VF-GL	Microsoft Excel Comma Separated Values File

Folder Name Category	Description
Ascan	A-Scan Biometry

Bscan	B-Scan Biometry
Cell_Count	Endothelial Cell Count of Cornea
Custom_Test	Other testing orders
External_Anterior	Images related to the anterior segment and external part of the eye
Fundus	Fundus images
GDX	Scanning laser polarimeter test findings
HRT	Heidelberg Retinal Tomography images
ICG	Indocyanine Green Angiography images
IOL-Master	IOL measurement images
IVFA	Fluorescein Angiography images
Laboratories	Laboratory related images
OCT	Optical Coherence Tomography images
OCT_RNFL	Optical Coherence Tomography with Retinal Nerve Fiber Layer images
Other	Other test images
Pachy	Corneal Pachymetry images
Template_Tests	Other test orders
Topography	Corneal Topography images
VF	Humphrey Visual Field test images
VF-GL	Goldmann Visual Field test images

## EHI export data specifications:

### Ascan

Description	A-Scan Biometry File Pathway
File name	Ascan.csv
Column name	Comments
PATIENT_ID	This field contains the patient's unique ID
TEST_NAME	Name of Test
EXAM_DATE	Date of Exam
PERFORMED_BY	Test Performed By Name
INTERPRETED_BY	Test Interpreted By Name
ORDER_BY	Test Ordered By Name
ORDER_DATE	Test Order Date
FILE_NAME	Test File Name
FILE_PATH	Pathway of test imaging files
FILE_TYPE	Type of file I.e .jpeg, png
FILE_FROM	Sending information
FILE_UPLOAD_DATE	Date File is uploaded

## Bscan

<b>Description</b>	B-Scan Biometry File Pathway
<b>File name</b>	scan.csv
<b>Column name</b>	<b>Comments</b>
PATIENT_ID	This field contains the patient's unique ID
TEST_NAME	Name of Test
EXAM_DATE	Date of Exam
PERFORMED_BY	Test Performed By Name
INTERPRETED_BY	Test Interpreted By Name
ORDER_BY	Test Ordered By Name
ORDER_DATE	Test Order Date
FILE_NAME	Test File Name
FILE_PATH	Pathway of test imaging files
FILE_TYPE	Type of file I.e .jpeg, png
FILE_FROM	Sending information
FILE_UPLOAD_DATE	Date File is uploaded

## Cell Count

<b>Description</b>	Endothelial Cell Count of Cornea
<b>File name</b>	Cell_Count.csv
<b>Column name</b>	<b>Comments</b>
PATIENT_ID	This field contains the patient's unique ID
TEST_NAME	Name of Test
EXAM_DATE	Date of Exam
PERFORMED_BY	Test Performed By Name
INTERPRETED_BY	Test Interpreted By Name
ORDER_BY	Test Ordered By Name
ORDER_DATE	Test Order Date
FILE_NAME	Test File Name
FILE_PATH	Pathway of test imaging files
FILE_TYPE	Type of file I.e .jpeg, png
FILE_FROM	Sending information
FILE_UPLOAD_DATE	Date File is uploaded

## Custom Test

<b>Description</b>	Custom_Test
<b>File name</b>	Custom_Test.csv
<b>Column name</b>	<b>Comments</b>
PATIENT_ID	This field contains the patient's unique ID

TEST_NAME	Name of Test
EXAM_DATE	Date of Exam
PERFORMED_BY	Test Performed By Name
INTERPRETED_BY	Test Interpreted By Name
ORDER_BY	Test Ordered By Name
ORDER_DATE	Test Order Date
FILE_NAME	Test File Name
FILE_PATH	Pathway of test imaging files
FILE_TYPE	Type of file I.e .jpeg, png
FILE_FROM	Sending information
FILE_UPLOAD_DATE	Date File is uploaded

### External Anterior

<b>Description</b>	External_Anterior
<b>File name</b>	External_Anterior.csv
<b>Column name</b>	<b>Comments</b>
PATIENT_ID	This field contains the patient's unique ID
TEST_NAME	Name of Test
EXAM_DATE	Date of Exam
PERFORMED_BY	Test Performed By Name
INTERPRETED_BY	Test Interpreted By Name
ORDER_BY	Test Ordered By Name
ORDER_DATE	Test Order Date
FILE_NAME	Test File Name
FILE_PATH	Pathway of test imaging files
FILE_TYPE	Type of file I.e .jpeg, png
FILE_FROM	Sending information
FILE_UPLOAD_DATE	Date File is uploaded

### Fundus

<b>Description</b>	Fundus
<b>File name</b>	Fundus.csv
<b>Column name</b>	<b>Comments</b>
PATIENT_ID	This field contains the patient's unique ID
TEST_NAME	Name of Test
EXAM_DATE	Date of Exam
PERFORMED_BY	Test Performed By Name
INTERPRETED_BY	Test Interpreted By Name
ORDER_BY	Test Ordered By Name

ORDER_DATE	Test Order Date
FILE_NAME	Test File Name
FILE_PATH	Pathway of test imaging files
FILE_TYPE	Type of file I.e .jpeg, png
FILE_FROM	Sending information
FILE_UPLOAD_DATE	Date File is uploaded

## GDX

<b>Description</b>	GDX
<b>File name</b>	GDX.csv
<b>Column name</b>	<b>Comments</b>
PATIENT_ID	This field contains the patient's unique ID
TEST_NAME	Name of Test
EXAM_DATE	Date of Exam
PERFORMED_BY	Test Performed By Name
INTERPRETED_BY	Test Interpreted By Name
ORDER_BY	Test Ordered By Name
ORDER_DATE	Test Order Date
FILE_NAME	Test File Name
FILE_PATH	Pathway of test imaging files
FILE_TYPE	Type of file I.e .jpeg, png
FILE_FROM	Sending information
FILE_UPLOAD_DATE	Date File is uploaded

## HRT

<b>Description</b>	HRT
<b>File name</b>	HRT.csv
<b>Column name</b>	<b>Comments</b>
PATIENT_ID	This field contains the patient's unique ID
TEST_NAME	Name of Test
EXAM_DATE	Date of Exam
PERFORMED_BY	Test Performed By Name
INTERPRETED_BY	Test Interpreted By Name
ORDER_BY	Test Ordered By Name
ORDER_DATE	Test Order Date
FILE_NAME	Test File Name
FILE_PATH	Pathway of test imaging files
FILE_TYPE	Type of file I.e .jpeg, png
FILE_FROM	Sending information

FILE_UPLOAD_DATE	Date File is uploaded
------------------	-----------------------

## ICG

<b>Description</b>	ICG
<b>File name</b>	ICG.csv
<b>Column name</b>	<b>Comments</b>
PATIENT_ID	This field contains the patient's unique ID
TEST_NAME	Name of Test
EXAM_DATE	Date of Exam
PERFORMED_BY	Test Performed By Name
INTERPRETED_BY	Test Interpreted By Name
ORDER_BY	Test Ordered By Name
ORDER_DATE	Test Order Date
FILE_NAME	Test File Name
FILE_PATH	Pathway of test imaging files
FILE_TYPE	Type of file I.e .jpeg, png
FILE_FROM	Sending information
FILE_UPLOAD_DATE	Date File is uploaded

## IOL-Master

<b>Description</b>	IOL-Master
<b>File name</b>	IOL_Master.csv
<b>Column name</b>	<b>Comments</b>
PATIENT_ID	This field contains the patient's unique ID
TEST_NAME	Name of Test
EXAM_DATE	Date of Exam
PERFORMED_BY	Test Performed By Name
INTERPRETED_BY	Test Interpreted By Name
ORDER_BY	Test Ordered By Name
ORDER_DATE	Test Order Date
FILE_NAME	Test File Name
FILE_PATH	Pathway of test imaging files
FILE_TYPE	Type of file i.e. jpeg, png
FILE_FROM	Sending information
FILE_UPLOAD_DATE	Date File is uploaded

## IVFA

<b>Description</b>	IVFA
<b>File name</b>	IVFA.csv

Column name	Comments
PATIENT_ID	This field contains the patient's unique ID
TEST_NAME	Name of Test
EXAM_DATE	Date of Exam
PERFORMED_BY	Test Performed By Name
INTERPRETED_BY	Test Interpreted By Name
ORDER_BY	Test Ordered By Name
ORDER_DATE	Test Order Date
FILE_NAME	Test File Name
FILE_PATH	Pathway of test imaging files
FILE_TYPE	Type of file I.e .jpeg, png
FILE_FROM	Sending information
FILE_UPLOAD_DATE	Date File is uploaded

## Laboratories

<b>Description</b>	Laboratories
<b>File name</b>	GDX.csv
Column name	Comments
PATIENT_ID	This field contains the patient's unique ID
TEST_NAME	Name of Test
EXAM_DATE	Date of Exam
PERFORMED_BY	Test Performed By Name
INTERPRETED_BY	Test Interpreted By Name
ORDER_BY	Test Ordered By Name
ORDER_DATE	Test Order Date
FILE_NAME	Test File Name
FILE_PATH	Pathway of test imaging files
FILE_TYPE	Type of file I.e .jpeg, png
FILE_FROM	Sending information
FILE_UPLOAD_DATE	Date File is uploaded

## OCT

<b>Description</b>	OCT
<b>File name</b>	OCT.csv
Column name	Comments
PATIENT_ID	This field contains the patient's unique ID
TEST_NAME	Name of Test
EXAM_DATE	Date of Exam
PERFORMED_BY	Test Performed By Name
INTERPRETED_BY	Test Interpreted By Name

ORDER_BY	Test Ordered By Name
ORDER_DATE	Test Order Date
FILE_NAME	Test File Name
FILE_PATH	Pathway of test imaging files
FILE_TYPE	Type of file I.e .jpeg, png
FILE_FROM	Sending information
FILE_UPLOAD_DATE	Date File is uploaded

## OCT-RNFL

<b>Description</b>	OCT-RNFL
<b>File name</b>	OCT_RNFL.csv
<b>Column name</b>	<b>Comments</b>
PATIENT_ID	This field contains the patient's unique ID
TEST_NAME	Name of Test
EXAM_DATE	Date of Exam
PERFORMED_BY	Test Performed By Name
INTERPRETED_BY	Test Interpreted By Name
ORDER_BY	Test Ordered By Name
ORDER_DATE	Test Order Date
FILE_NAME	Test File Name
FILE_PATH	Pathway of test imaging files
FILE_TYPE	Type of file I.e .jpeg, png
FILE_FROM	Sending information
FILE_UPLOAD_DATE	Date File is uploaded

## Other

<b>Description</b>	Other
<b>File name</b>	Other.csv
<b>Column name</b>	<b>Comments</b>
PATIENT_ID	This field contains the patient's unique ID
TEST_NAME	Name of Test
EXAM_DATE	Date of Exam
PERFORMED_BY	Test Performed By Name
INTERPRETED_BY	Test Interpreted By Name
ORDER_BY	Test Ordered By Name
ORDER_DATE	Test Order Date
FILE_NAME	Test File Name
FILE_PATH	Pathway of test imaging files
FILE_TYPE	Type of file I.e .jpeg, png
FILE_FROM	Sending information

FILE_UPLOAD_DATE	Date File is uploaded
------------------	-----------------------

## Pachy

<b>Description</b>	Corneal Pachymetry
<b>File name</b>	Pachy.csv
<b>Column name</b>	<b>Comments</b>
PATIENT_ID	This field contains the patient's unique ID
TEST_NAME	Name of Test
EXAM_DATE	Date of Exam
PERFORMED_BY	Test Performed By Name
INTERPRETED_BY	Test Interpreted By Name
ORDER_BY	Test Ordered By Name
ORDER_DATE	Test Order Date
FILE_NAME	Test File Name
FILE_PATH	Pathway of test imaging files
FILE_TYPE	Type of file I.e .jpeg, png
FILE_FROM	Sending information
FILE_UPLOAD_DATE	Date File is uploaded

## Topography

<b>Description</b>	Corneal Topography Images
<b>File name</b>	Topography.csv
<b>Column name</b>	<b>Comments</b>
PATIENT_ID	This field contains the patient's unique ID
TEST_NAME	Name of Test
EXAM_DATE	Date of Exam
PERFORMED_BY	Test Performed By Name
INTERPRETED_BY	Test Interpreted By Name
ORDER_BY	Test Ordered By Name
ORDER_DATE	Test Order Date
FILE_NAME	Test File Name
FILE_PATH	Pathway of test imaging files
FILE_TYPE	Type of file I.e .jpeg, png
FILE_FROM	Sending information
FILE_UPLOAD_DATE	Date File is uploaded

## VF

<b>Description</b>	Visual Field Images Humphries
<b>File name</b>	VF.csv
<b>Column name</b>	<b>Comments</b>




PATIENT_ID	This field contains the patient's unique ID.
TEST_NAME	Name of Test
EXAM_DATE	Date of Exam
PERFORMED_BY	Test Performed By Name
INTERPRETED_BY	Test Interpreted By Name
ORDER_BY	Test Ordered By Name
ORDER_DATE	Test Order Date
FILE_NAME	Test File Name
FILE_PATH	Pathway of test imaging files
FILE_TYPE	Type of file I.e .jpeg, png
FILE_FROM	Sending information
FILE_UPLOAD_DATE	Date File is uploaded

## VF-GL

<b>Description</b>	Visual Field Images Goldmann
<b>File name</b>	VF_GL.csv
<b>Column name</b>	<b>Comments</b>
PATIENT_ID	This field contains the patient's unique ID
TEST_NAME	Name of Test
EXAM_DATE	Date of Exam
PERFORMED_BY	Test Performed By Name
INTERPRETED_BY	Test Interpreted By Name
ORDER_BY	Test Ordered By Name
ORDER_DATE	Test Order Date
FILE_NAME	Test File Name
FILE_PATH	Pathway of test imaging files
FILE_TYPE	Type of file I.e .jpeg, png
FILE_FROM	Sending information
FILE_UPLOAD_DATE	Date File is uploaded

## Encounters:

Gives Patient Exam/chart information, Education Material/patient instruction documents, Consents, Assessments & Plan.

Name	Type
 Assessment_Treatment_Of_Plan	Microsoft Excel Comma Separated Values File
 Encounter	Microsoft Excel Comma Separated Values File
 Patient_Education	Microsoft Excel Comma Separated Values File

Folder Name	Category	Description
-------------	----------	-------------

Encounters	Clinical encounter dates of service with ICD-10 and CPT codes
Assessment & Plan	Encounter assessment and plans for each date of service
Patient Education	Patient instruction provided during encounter (file name only)

## EHI export data specifications:

### Encounter:

<b>Description</b>	Encounter CPT Code
<b>File name</b>	Encounter.CSV
<b>Column name</b>	<b>Comments</b>
PATIENT_ID	This field contains the patient's unique ID
DATE_OF_SERVICE	This field contains the Date of Service (Chart Create Date)
Ccda_cpt_code	Ccda_cpt_code
cpt_Code	CPT Code
id	id
Physician	Physician Name

### Assessment & Plan:








<b>Description</b>	Assessment of Condition and Plan of Treatment
<b>File name</b>	Assessment_Treatment_Of_Plan
<b>Column name</b>	<b>Comments</b>
PATIENT_ID	This field contains the patient's unique ID
date_of_service	This field contains the Date of Service (Chart Create Date)
assessment	Assessment documented within encounter
plan	Plan of treatment documented within encounter

### Patient Education:

<b>Description</b>	Patient Education/ Instruction Documents
<b>File name</b>	Patient_Education.CSV
<b>Column name</b>	<b>Comments</b>
PATIENT_ID	This field contains the patient's unique ID
INSTRUCTION_DOC_DATE	The date on which the instruction document is issued to the patient
INSTRUCTION_DOC_NAME	This field contains the instruction document name

## Observations and Orders

Gives Follow Up, Imaging, Lab Radiology and Specimen Orders, Lab tests and results

Name	Type
 Follow_Up_Orders	Microsoft Excel Comma Separated Values File
 Imaging_Order	Microsoft Excel Comma Separated Values File
 Lab_Order	Microsoft Excel Comma Separated Values File
 Lab_test_and_results	Microsoft Excel Comma Separated Values File
 Radiology	Microsoft Excel Comma Separated Values File
 Radiology_Order	Microsoft Excel Comma Separated Values File
 Specimen	Microsoft Excel Comma Separated Values File

Follow Up Orders:

<b>Description</b>	Follow Up Orders
<b>File name</b>	Follow_Up_Orders.CSV
<b>Column name</b>	<b>Comments</b>
PATIENT_ID	This field contains the patient's unique ID
DATE_OF_SERVICE	Date of Service
FOLOW_UP_FREQUENCY	Follow up frequency
FOLOW_UP_PROCEDURE	Follow up procedure
FOLOW_UP_PHYSICIAN	follow up physician

Imaging Orders

<b>Description</b>	Imaging Orders
<b>File name</b>	Follow_Up_Orders.CSV
<b>Column name</b>	<b>Comments</b>
PATIENT_ID	Patient Identification Number
IMAGING_TEST_NAME	Test name
IMAGING_LOINC	Loinc code
IMAGING_ORDER_DATE	Order Date
IMAGING_ORDER_BY	Order By
IMAGING_SNOMED_CODE	SnoMed Code
IMAGING_DX_CODE	ICD-10 Code
IMAGING_CPT_CODE	CPT Code
IMAGING_INSTRUCTION	Instructions Text
IMAGING_RESPONSIBLE_PERSON	Responsible Person

## Lab Order

<b>Description</b>	Lab Orders
<b>File name</b>	Lab_Order.CSV
<b>Column name</b>	<b>Comments</b>
PATIENT_ID	This field contains the patient's unique ID
TEST_NAME	Test name
TEST_LOINC	Test loinc
ORDER_DATE_TIME	Order date time
TEST_ORDER_BY	Order by
TEST_INSTRUCTION_INFO	Comments
SNOMED_CODE	SnoMed Code
DX_Code	ICD-10 code
RESULT_OBSERVATION	Test Result Comment
RESULT_LOINC	Result loinc
RESULT_RANGE	Result range
STATUS	status
RESULT_DATE	Result date
RESULT_TIME	Time Stamp

## Lab Order Test and Results

<b>Description</b>	Lab Test and Results
<b>File name</b>	Lab_test_and_results.CSV
<b>Column name</b>	<b>Comments</b>
PATIENT_ID	This field contains the patient's unique ID
LAB_TEST_NAME	Test name
LAB_TEST_LOINC	Test Loinc
TEST_START_DATE	Test date
TEST_CLINICAL_INFO	text
RESULT_OBSERVATION	Test Result text
RESULT_LOINC	Result Loinc
RESULT_UOM	Result Unit of Measurement
RESULT_RANGE	Result Range
ABNORMAL_RESULT_FLAG	Abnormal Flag
RESULT_STATUS	Result status
RESULT_DATE	Result date
RESULT_TIME	Time Stamp

## Radiology

<b>Description</b>	Lab Test and Results
<b>File name</b>	Lab_test_and_results.CSV

Column name	Comments
PATIENT_ID	This field contains the patient's unique ID
RAD_TEST_NAME	Test name text
RAD_TYPE	Type of Test
RAD_TYPE_CODE	Test Code
RAD_LOINC	LOINC
RAD_CONTACT_NAME	Contact Name
RAD_CONTACT ADDRESS	Address
RAD_INDICATION	Reason for test
RAD_RESULTS	Test Results
RAD_ORDER_DATE	Date of Order
RAD_ORDER_BY	Ordered By Name
RAD_STATUS	Status of order
RAD_RESULT_DATE	Result Date
RAD_SNOMED_CODE	SnoMed Code
RAD_REFUSAL	YES or No
REFUSAL_REASON	Reason for Refusal
REFUSAL_SNOMED_CODE	SnoMed Code
RAD_INSTRUCTION	Instruction text

Radiology Order

Description	Radiology Order Detail
File name	Radiology_Order.CSV
Column name	Comments
PATIENT_ID	This field contains the patient's unique ID
RAD_TEST_NAME	Test name text
RAD_TYPE	Type of Test
RAD_TYPE_CODE	Test Code
RAD_LOINC	LOINC
RAD_ORDER_DATE	Order Date
RAD_ORDER_BY	Order By
RAD_CONTACT_NAME	Contact Name
RAD_CONTACT_ADDRESS	Contact Address
RAD_INDICATION	Reason for test
RAD_RESULTS	Results
RAD_STATUS	Status of order
RAD_RESULT_DATE	Result Date
RAD_SNOMED_CODE	SnoMed Code
DX_CODE	ICD-10 Code

RAD_INSTRUCTION	Instruction text
-----------------	------------------

## SPECIMEN

<b>Description</b>	Radiology Order Detail
<b>File name</b>	Radiology_Order.CSV
<b>Column name</b>	<b>Comments</b>
PATIENT_ID	This field contains the patient's unique ID.
collection_type	Test name
collection_start_date	Start date stamp
collection_start_time	Start time stamp
collection_end_date	End date stamp
collection_end_time	End time stamp
collection_condition	Collection condition
collection_rejection	Collection rejection
collection_comments	comments

## Ophthalmic Data

Provides Ophthalmic Exam Data

Folder Name Category	Description
AR	Autorefractor values through AR operator
BAT	Brightness Acuity Test
Chart_CVF	Confrontational Visual Field Test
Chart_Dilation	Dilation drops/medicine which was used
Chart_EOM	Extraocular Muscle exam
Chart_IOP	Intraocular Pressure values added for the patient
COLOR_VISION_TEST	Identifies color vision deficiency
Contact_Lens	Contact Lens exam findings
CYCLOPLEGIC_RETINO	Dilated Retinoscopy
Exam_External	External exam of the eye findings
Glasses_Prescription	Manifest Refraction Prescription given
PAM	Potential Acuity Meter
REFRACTION	Subjective measure of power for glasses and contact lenses provided in Sphere, Cylinder, Axis, and Prism
RETINOSCOPY	Objective measure of the refractive error results given in Sphere, Cylinder, Axis
STEREOPSIS	Measure of binocular visual function
Vision-Distance_Near-Acuity	Visual Acuity results for distance and near vision

## EHI export data specifications:

AR:

<b>Description</b>	Autorefractor values through AR operator
<b>File name</b>	AR.csv
<b>Column name</b>	<b>Comments</b>
PATIENT_ID	This field contains the patient's unique ID.
DATE_OF_SERVICE	This field contains patient's date of service.
AR_PROVIDER	This field contains physician name who created patient's exam.
EXAM_DATE	This field contains patient's Exam date.
AR_SPHERE_OD	This field contains patient's AR sphere OD.
AR_CYLINDER_OD	This field contains patient's AR cylinder OD.
AR_AXIS_OD	This field contains patient's AR axis OD.
AR_SPHERE_OS	This field contains patient's AR sphere OS.
AR_CYLINDER_OS	This field contains patient's AR cylinder OS.
AR_AXIS_OS	This field contains patient's AR axis OS.
AR_HIGH_LOW_MED	This field contains patient's AR high/low/med.
AR_REFRACTION_PLACE	This field contains patient's AR refraction place

BAT:

<b>Description</b>	Brightness Visual Acuity Test
<b>File name</b>	BAT.csv
<b>Column name</b>	<b>Comments</b>
PATIENT_ID	This field contains the patient's unique ID.
DATE_OF_SERVICE	This field contains patient's date of service.
BAT_PROVIDER	This field contains physician name who created patient's exam.
EXAM_DATE	This field contains patient's Exam date.
BAT_NL_OD	This field contains patient's BAT NL OD.
BAT_L_OD	This field contains patient's BAT L OD.
BAT_M_OD	This field contains patient's BAT M OD.
BAT_H_OD	This field contains patient's BAT H OD.
BAT_NL_OS	This field contains patient's BAT NL OS.
BAT_L_OS	This field contains patient's BAT L OS.
BAT_M_OS	This field contains patient's BAT M OS.
BAT_H_OS	This field contains patient's BAT H OS.
BAT_NL_OU	This field contains patient's BAT NL OU.
BAT_L_OU	This field contains patient's BAT L OU.
BAT_M_OU	This field contains patient's BAT M OU.
BAT_H_OU	This field contains patient's BAT H OU.
BAT_DESCRIPTION	This field contains patient's BAT description.

### Chart\_CVF:

<b>Description</b>	Confrontation Visual Field
<b>File name</b>	Chart_CVF.csv
<b>Column name</b>	<b>Comments</b>
PATIENT_ID	This field contains the patient's unique ID.
Reason	This field contains patient's reason for visit.
date_of_service	This field contains patient's date of service.
time_of_service	This field contains patient's time of service.
summaryOD	This field contains patient's CVF summary OD.
summaryOS	This field contains patient's CVF summary OS.
wnIODHiddden	This field contains patient's CVF wnl hidden OD.
wnIOSHiddden	This field contains patient's CVF wnl hidden OS.
wnl_value	This field contains patient's CVF wnl value.

### Chart\_Dilation:

<b>Description</b>	Pupil Dilation
<b>File name</b>	Chart_Dilation.csv
<b>Column name</b>	<b>Comments</b>
PATIENT_ID	This field contains the patient's unique ID.
Reason	This field contains patient's reason for visit.
date_of_service	This field contains patient's encounter date.
time_of_service	This field contains patient's date of dilation.
dilated_mm	This field contains patient's dilated mm.
Spdialtime	This field contains dilation time for when drops were given and laterality- OD, OS or OU.
sumdilation_od	This field contains patient's right eye pupil millimeter size post dilation drops .
sumdilation_os	This field contains patient's left eye pupil millimeter size post dilation drops.

### Chart\_EOM:

<b>Description</b>	Extraocular Muscle Exam
<b>File name</b>	Chart_EOM.csv
<b>Column name</b>	<b>Comments</b>
PATIENT_ID	This field contains the patient's unique ID.
Reason	This field contains patient's reason for visit.
date_of_service	This field contains patient's date of service.
time_of_service	This field contains patient's time of service.
sumEOM	This field contains patient's sumEOM value.
comments_gen	This field contains patient's comments gen
wnl_value	This field contains patient's EOM wnl value.

Chart\_IOP:

Description	Intraocular Pressure
File name	Chart_IOP.csv
Column name	Comments
PATIENT_ID	This field contains the patient's unique ID.
Reason	This field contains patient's reason for visit.
date_of_service	This field contains patient's date of service.
time_of_service	This field contains patient's time of service.
sumODIop	This field contains patient's IOP OD. (contains Method: targetOD and time)
sumOSIop	This field contains patient's IOP OS. (contains Method: targetOS and time)
descTA	This field contains patient's IOP target description
descTP	This field contains patient's IOP target description
sumAnesOD	This field contains patient's IOP Anes OD
sumAnesOS	This field contains patient's IOP Anes OS
spAnesTime	This field contains patient's IOP Anes Time

COLOR\_VISION\_TEST:

Description	Identifies color vision deficiency
File name	Color_Vision_Test.csv
Column name	Comments
PATIENT_ID	This field contains the patient's unique ID.
DATE_OF_SERVICE	This field contains patient's date of service.
COLOR_VISION_PROVIDER	This field contains physician name who created patient's exam.
EXAM_DATE	This field contains patient's Exam date.
COLOR_VISION_NAME	This field contains patient's color vision name
COLOR_VISION_CONTROL_OD	This field contains patient's color vision control OD
COLOR_VISION_VALUE1_OD	This field contains patient's color vision value1 OD
COLOR_VISION_VALUE2_OD	This field contains patient's color vision value2 OD
COLOR_VISION_CONTROL_OS	This field contains patient's color vision control OS
COLOR_VISION_VALUE1_OS	This field contains patient's color vision value1 OS
COLOR_VISION_VALUE2_OS	This field contains patient's color vision value2 OS
COLOR_VISION_CONTROL_OU	This field contains patient's color vision control OU
COLOR_VISION_VALUE1_OU	This field contains patient's color vision value1 OU

COLOR_VISION_VALUE2_OU	This field contains patient's color vision value2 OU
COLOR_VISION_DESCRIPTION	This field contains patient's color vision description

## Contact\_Lens:

<b>Description</b>	Contact_Lens Exam
<b>File name</b>	Contact_Lens.csv
<b>Column name</b>	<b>Comments</b>
PATIENT_ID	This field contains the patient's unique ID.
DATE_OF_SERVICE	This field contains patient's date of service.
CREATED_BY_PHYSICIAN	This field contains physician name who created patient's exam.
clws_type	This field contains patient's contact lens visit type.
SclTypeOD	This field contains patient's lens type for OD.
SclTypeOS	This field contains patient's lens type for OS.
SclDvaOD	This field contains patient's contact lens OD series.
SclDvaOS	This field contains patient's contact lens OS series.
SclBcurveOD	This field contains patient's contact lens OD base curve.
SclBcurveOS	This field contains patient's contact lens OS base curve.
SclDiameterOD	This field contains patient's contact lens OD diameter.
SclDiameterOS	This field contains patient's contact lens OS diameter.
SclsphereOD	This field contains patient's contact lens OD sphere.
SclsphereOS	This field contains patient's contact lens OS sphere.
SclCylinderOD	This field contains patient's contact lens OD cylinder.
SclCylinderOS	This field contains patient's contact lens OS cylinder.
SclaxisOD	This field contains patient's contact lens OD axis.
SclaxisOS	This field contains patient's contact lens OS axis.
SclAddOD	This field contains patient's contact lens OD add.

SclAddOS	This field contains patient's contact lens OS add.
RgpColorOD	This field contains patient's contact lens OD add.
RgpColorOS	This field contains patient's contact lens OS add.
CLSLCEvaluationSphereOD	This field contains patient's contact lens OD refraction sphere.
CLSLCEvaluationSphereOS	This field contains patient's contact lens OS refraction sphere.
CLSLCEvaluationCylinderOD	This field contains patient's contact lens OD refraction cylinder.
CLSLCEvaluationCylinderOS	This field contains patient's contact lens OS refraction cylinder.
CLSLCEvaluationAxisOD	This field contains patient's contact lens OD refraction axis.
CLSLCEvaluationAxisOS	This field contains patient's contact lens OS refraction axis.
RgpAddOD	This field contains patient's contact lens OD refraction add.
RgpAddOS	This field contains patient's contact lens OS refraction add.
CLSLCEvaluationComfortOD	This field contains patient's contact lens OD evaluation of comfort.
CLSLCEvaluationComfortOS	This field contains patient's contact lens OS evaluation of comfort.
CLSLCEvaluationPositionOD	This field contains patient's contact lens OD position evaluation.
CLSLCEvaluationPositionOS	This field contains patient's contact lens OS position evaluation.
CLSLCEvaluationMovementOD	This field contains patient's contact lens OD evaluation of movement.
CLSLCEvaluationMovementOS	This field contains patient's contact lens OS evaluation of movement.
Solutions	This field contains patient's contact lens solution.
Replenishment	This field contains patient's contact lens replacement.
wear_scheduler	This field contains patient's contact lens replacement schedule.
AverageWearTime	This field contains patient's contact lens wear time.
CLSComent_Desc	This field contains patient's contact lens comments.

CYCLOPLEGIC\_RETINO:

<b>Description</b>	Dilated Retinoscopy	
<b>File name</b>	CYCLOPLEGIC_RETINO	

Column name	Comments
PATIENT_ID	This field contains the patient's unique ID.
DATE_OF_SERVICE	This field contains patient's date of service.
CYCLOPLEGIC_RETINO_PROVIDER	This field contains physician name who created patient's exam.
EXAM_DATE	This field contains patient's Exam date.
CYCLOPLEGIC_RETINO_SPHERE_OD	This field contains patient's cycloplegic retinoscopy sphere OD.
CYCLOPLEGIC_RETINO_CYLINDER_OD	This field contains patient's cycloplegic retinoscopy cylinder OD.
CYCLOPLEGIC_RETINO_AXIS_OD	This field contains patient's cycloplegic retinoscopy axis OD.
CYCLOPLEGIC_RETINO_SPHERE_OS	This field contains patient's cycloplegic retinoscopy sphere OS.
CYCLOPLEGIC_RETINO_CYLINDER_OS	This field contains patient's cycloplegic retinoscopy cylinder OS.
CYCLOPLEGIC_RETINO_AXIS_OS	This field contains patient's cycloplegic retinoscopy axis OS.

### CYCLOPLEGIC\_AR:

Description	Dilated Automated Refraction
File name	CYCLOPLEGIC_AR
Column name	Comments
PATIENT_ID	This field contains the patient's unique ID.
DATE_OF_SERVICE	This field contains patient's date of service.
ARC_PROVIDER	This field contains physician name who created patient's exam.
EXAM_DATE	This field contains patient's Exam date.
ARC_SPHERE_OD	This field contains patient's cycloplegic AR sphere OD.
ARC_CYLINDER_OD	This field contains patient's cycloplegic AR cylinder OD.
ARC_AXIS_OD	This field contains patient's cycloplegic AR axis OD.
ARC_SPHERE_OS	This field contains patient's cycloplegic AR sphere OS.
ARC_CYLINDER_OS	This field contains patient's cycloplegic AR cylinder OS.
ARC_AXIS_OS	This field contains patient's cycloplegic AR axis OS.
ARC_HIGH_LOW_MED	This field contains patient's cycloplegic AR high/low/med.
ARC_REFRACTION_PLACE	This field contains patient's cycloplegic AR refraction place.

### Exam\_External:

Description	External exam of the eye
File name	Exam_External.csv
Column name	Comments
PATIENT_ID	This field contains the patient's unique ID.
Reason	This field contains patient's reason for visit.
date_of_service	This field contains patient's date of service.
time_of_service	This field contains patient's time of service.
external_exam_summary	This field contains patient's exam external summary.
sumOSEE	This field contains patient's sum OS Exam External.
wnl_value	This field contains patient's EOM within normal limit value.

Glasses\_Prescription:

Description	Manifest Refraction Prescription Given
File name	Glasses_Prescription.csv
Column name	Comments
PATIENT_ID	This field contains the patient's unique ID.
DATE_OF_SERVICE	This field contains patient's date of service.
MR_GIVEN	This field contains patient's MR Given OR Not. (Yes/No)
MR_GIVEN_PROVIDER	This field contains physician name who created patient's exam.
MR_GIVEN_DATE	This field contains patient's MR Given date.
REFRACTION_TYPE	This field contains patient's refraction type (MR).
REFRACTION_TYPE_NUMBER	This field contains patient's refraction type number (MR1,MR2 etc.).
COMMENTS	This field contains patient's refraction comments
MR_SPHERE_OD	This field contains patient's refraction MR1 sphere OD.
MR_CYLINDER_OD	This field contains patient's refraction MR1 cylinder OD.
MR_AXIS_OD	This field contains patient's refraction MR1 axis OD.
MR_AXIS_VA_OD	This field contains patient's refraction MR1 axis va OD.
MR_ADD_OD	This field contains patient's refraction MR1 add OD.
MR_ADD_VA_OD	This field contains patient's refraction MR1 add va OD.
SEG_TYPE_OD	This field contains patient's refraction MR1 seg type OD.
VISU_OTHER_OD	This field contains patient's refraction MR1 lens type OD.
GL_PH_OD	This field contains patient's refraction MR1 GL PH OD.
MR_GL_VA_OD	This field contains patient's refraction MR1 GL VA OD.
MR_PH_VA_OD	This field contains patient's refraction MR1 PH VA OD.
H_PRISM_OD	This field contains patient's refraction MR1 horizontal prism OD.
H_BASE_OD	This field contains patient's refraction MR1 horizontal base prism OD.
V_PRISM_OD	This field contains patient's refraction MR1 vertical prism OD.
V_BASE_OD	This field contains patient's refraction MR1 vertical base prism OD.

MR_SPHERE_OS	This field contains patient's refraction MR1 sphere OS.
MR_CYLINDER_OS	This field contains patient's refraction MR1 cylinder OS.
MR_AXIS_OS	This field contains patient's refraction MR1 axis OS.
MR_AXIS_VA_OS	This field contains patient's refraction MR1 axis va OS.
MR_ADD_OS	This field contains patient's refraction MR1 add OS.
MR_ADD_VA_OS	This field contains patient's refraction MR1 add va OS.
SEG_TYPE_OS	This field contains patient's refraction MR1 seg type OS.
VISU_OTHER_OS	This field contains patient's refraction MR1 lens type OS.
GL_PH_OS	This field contains patient's refraction MR1 GL PH OS.
MR_GL_VA_OS	This field contains patient's refraction MR1 GL VA OS.
MR_PH_VA_OS	This field contains patient's refraction MR1 PH VA OS.
H_PRISM_OS	This field contains patient's refraction MR1 horizontal prism OS.
H_BASE_OS	This field contains patient's refraction MR1 horizontal base prism OS.
V_PRISM_OS	This field contains patient's refraction MR1 vertical prism OS.
V_BASE_OS	This field contains patient's refraction MR1 vertical base prism OS.
PRISM_DESCRIPTION	This field contains patient's refraction MR1 prism description.

PAM:

<b>Description</b>	Potential Acuity Meter
<b>File name</b>	PAM.csv
<b>Column name</b>	<b>Comments</b>
PATIENT_ID	This field contains the patient's unique ID.
DATE_OF_SERVICE	This field contains patient's date of service.
PAM_PROVIDER	This field contains physician name who created patient's exam.
EXAM_DATE	This field contains patient's Exam date.
PAM_TXT1_OD	This field contains patient's PAM text1 OD.
PAM_TXT2_OD	This field contains patient's PAM text2 OD.
PAM_TXT1_OS	This field contains patient's PAM text1 OS.
PAM_TXT2_OS	This field contains patient's PAM text2 OS.

PAM_TXT1_OU	This field contains patient's PAM text1 OU.
PAM_TXT2_OU	This field contains patient's PAM text2 OU.
PAM_SELECT_P	This field contains patient's PAM select P.
PAM_DESCRIPTION	This field contains patient's PAM description.
PAM_TYPE	This field contains patient's PAM select type.

Refraction:

<b>Description</b>	Subjective measure of power for glasses and contacts
<b>File name</b>	REFRACTION.csv
<b>Column name</b>	<b>Comments</b>
PATIENT_ID	This field contains the patient's unique ID.
DATE_OF_SERVICE	This field contains patient's date of service.
PC_PROVIDER	This field contains physician name who created patient's exam.
MR_GIVEN_DATE	This field contains patient's MR Given date.
GLASSES_TYPE	This field contains patient's glasses type (PC).
GLASSES_TYPE_NUMBER	This field contains patient's glasses type number (PC1,PC2 etc.).
COMMENTS	This field contains patient's glasses comments
PC_SPHERE_OD	This field contains patient vision's pc1 sphere OD.
PC_CYLINDER_OD	This field contains patient vision's pc1 cylinder OD.
PC_AXIS_OD	This field contains patient vision's pc1 axis OD.
PC_ADD_OD	This field contains patient vision's pc1 add OD.
PC_ADD_VA_OD	This field contains patient vision's pc1 add va OD.
SEG_TYPE_OD	This field contains patient vision's pc1 seg type OD.
PC_OVER_REFRACTION_SPHERE_OD	This field contains patient vision's pc1 over refraction sphere OD.
PC_OVER_REFRACTION_CYLINDER_OD	This field contains patient vision's pc1 over refraction cylinder OD.
PC_OVER_REFRACTION_AXIS_OD	This field contains patient vision's pc1 over refraction axis OD.
PC_OVER_REFRACTION_VISION_OD	This field contains patient vision's pc1 over refraction vision OD.
H_PRISM_OD	This field contains patient vision's pc1 horizontal prism OD.
H_BASE_OD	This field contains patient vision's pc1 horizontal base prism OD.
V_PRISM_OD	This field contains patient vision's pc1 vertical prism OD.
V_BASE_OD	This field contains patient vision's pc1 vertical base prism OD.
PC_SPHERE_OS	This field contains patient vision's pc1 sphere OS.

PC_CYLINDER_OS	This field contains patient vision's pc1 cylinder OS.
PC_AXIS_OS	This field contains patient vision's pc1 axis OS.
PC_ADD_OS	This field contains patient vision's pc1 add OS.
PC_ADD_VA_OS	This field contains patient vision's pc1 add va OS.
SEG_TYPE_OS	This field contains patient vision's pc1 seg type OS.
PC_OVER_REFRACTION_SPHERE_OS	This field contains patient vision's pc1 over refraction sphere OS.
PC_OVER_REFRACTION_CYLINDER_OS	This field contains patient vision's pc1 over refraction cylinder OS.
PC_OVER_REFRACTION_AXIS_OS	This field contains patient vision's pc1 over refraction axis OS.
PC_OVER_REFRACTION_VISION_OS	This field contains patient vision's pc1 over refraction vision OS.
H_PRISM_OS	This field contains patient vision's pc1 horizontal prism OS.
H_BASE_OS	This field contains patient vision's pc1 horizontal base prism OS.
V_PRISM_OS	This field contains patient vision's pc1 vertical prism OS.
V_BASE_OS	This field contains patient vision's pc1 vertical base prism OS.
PRISM_DESCRIPTION	This field contains patient vision's pc1 prism description.

RETINOSCOPY:

Description	Objective measure of the refractive error
File name	RETINOSCOPY.csv
Column name	Comments
PATIENT_ID	This field contains the patient's unique ID.
DATE_OF_SERVICE	This field contains patient's date of service.
RETINOSCOPY_PROVIDER	This field contains physician name who created patient's exam.
EXAM_DATE	This field contains patient's Exam date.
RETINOSCOPY_SPHERE_OD	This field contains patient's retinoscopy sphere OD.
RETINOSCOPY_CYLINDER_OD	This field contains patient's retinoscopy cylinder OD.
RETINOSCOPY_AXIS_OD	This field contains patient's retinoscopy axis OD.
RETINOSCOPY_SPHERE_OS	This field contains patient's retinoscopy sphere OS.

RETINOSCOPY_CYLINDER_OS	This field contains patient's retinoscopy cylinder OS.
RETINOSCOPY_AXIS_OS	This field contains patient's retinoscopy axis OS.

STEREOPSIS:

<b>Description</b>	STEREOPSIS
<b>File name</b>	SEREOPSIS.csv
<b>Column name</b>	<b>Comments</b>
PATIENT_ID	This field contains the patient's unique ID.
DATE_OF_SERVICE	This field contains patient's date of service.
STEREOPSIS_PROVIDER	This field contains physician name who created patient's exam.
EXAM_DATE	This field contains patient's Exam date.
STEREOPSIS	This field contains patient's stereopsis

VISION\_Distance\_Near\_Acuity:

<b>Description</b>	Visual Acuity Results for Distance and Near
<b>File name</b>	Vision_Distance_Near_Acuity.csv
<b>Column name</b>	<b>Comments</b>
PATIENT_ID	This field contains the patient's unique ID.
DATE_OF_SERVICE	This field contains patient's date of service.
AD_ACUITY_PROVIDER	This field contains physician name who created patient's exam.
AD_ACUITY_EXAM_DATE	This field contains patient's Exam date.
vis_dis_od_label_1	This field contains patient's vision's distance label 1 OD.
vis_dis_od_txt_1	This field contains patient vision's distance value 1 OD.
vis_dis_os_label_1	This field contains patient vision's distance label 1 OS.
vis_dis_os_txt_1	This field contains patient vision's distance value 1 OS.
vis_dis_ou_label_1	This field contains patient vision's distance label 1 OU.
vis_dis_ou_txt_1	This field contains patient vision's distance value 1 OU.
vis_dis_snellen	This field contains patient vision's distance snellen select options
vis_dis_desc_1	This field contains patient vision's distance description value 1.
vis_dis_od_label_2	This field contains patient vision's distance label 2 OD.
vis_dis_od_txt_2	This field contains patient vision's distance value 2 OD.
vis_dis_os_label_2	This field contains patient vision's distance label 2 OS.

vis_dis_os_txt_2	This field contains patient vision's distance value 2 OS.
vis_dis_ou_label_2	This field contains patient vision's distance label 2 OU.
vis_dis_ou_txt_2	This field contains patient vision's distance value 2 OU.
vis_dis_desc_2	This field contains patient vision's distance description value 2.
vis_dis_od_label_3	This field contains patient vision's distance label 3 OD.
vis_dis_od_txt_3	This field contains patient vision's distance value 3 OD.
vis_dis_os_label_3	This field contains patient vision's distance label 3 OS.
vis_dis_os_txt_3	This field contains patient vision's distance value 3 OS.
vis_dis_ou_label_3	This field contains patient vision's distance label 3 OU.
vis_dis_ou_txt_3	This field contains patient vision's distance value 3 OU.
vis_dis_desc_3	This field contains patient vision's distance description value 3.
vis_near_od_label_1	This field contains patient vision's near label 1 OD
vis_near_od_txt_1	vis_near_od_txt_1
vis_near_os_label_1	This field contains patient vision's near label 1 OS
vis_near_os_txt_1	This field contains patient vision's near value 1 OS
vis_near_ou_label_1	This field contains patient vision's near label 1 OU
vis_near_ou_txt_1	This field contains patient vision's near value 1 OU.
vis_near_snellen	This field contains patient vision's near snellen select options
vis_near_desc_1	This field contains patient vision's near description value 1.
vis_near_od_label_2	This field contains patient vision's near label 2 OD
vis_near_od_txt_2	This field contains patient vision's near value 2 OD.
vis_near_os_label_2	This field contains patient vision's near label 2 OS
vis_near_os_txt_2	This field contains patient vision's near value 2 OS

vis_near_ou_label_2	This field contains patient vision's near label 2 OU.
vis_near_ou_txt_2	This field contains patient vision's near value 2 OU.
vis_near_desc_2	This field contains patient vision's near description value 2.
vis_ad_acuity_od_label_1	This field contains patient vision's add acuity label 1 OD.
vis_ad_acuity_od_txt_1	This field contains patient vision's add acuity value 1 OD.
vis_ad_acuity_os_label_1	This field contains patient vision's add acuity label 1 OS.
vis_ad_acuity_os_txt_1	This field contains patient vision's add acuity value 1 OS.
vis_ad_acuity_ou_label_1	This field contains patient vision's add acuity label 1 OU.
vis_ad_acuity_ou_txt_1	This field contains patient vision's add acuity value 1 OU.
vis_ad_acuity_desc_1	This field contains patient vision's add acuity description value 1.